

Sacrifice Beads

Sacrifice beads are not just for the season of Lent, but for the whole year round. They consist of a piece of string on which are a medal, a crucifix and ten beads. You use the beads to count your “gifts to God” - sacrifices. Every time you have to do something you don’t want to or can’t do something you like, you can pull a bead. Even the simplest things can be offered up to God if you do it for love of Him. Whenever you take the trash out, pull a bead. Have to do the dishes? Say a prayer and pull a bead. If you can’t have some candy when you’d like to you can offer it as a sacrifice to God.


When Mary appeared to 3 children, ages 10, 9, and 7, at Fatima, Portugal, she said “Pray! Pray a great deal and make sacrifices for sinners, for many souls go to Hell for not having someone to pray and make sacrifices for them.” God desires these gifts of love so intensely, especially now, when hardly anyone cares about saving sinners by suffering. Show God and Mary how much you love them. All they want is for you to offer the little crosses. Things that happen every day which get on your nerves or make you unhappy can be given to Mary’s Immaculate Heart and help save sinners.

At the end of each day, when you say your night prayers talk to God and Our Lady and show them what you did. Imagine, as a sinner is standing before God and has merited no mercy from any of his deeds, Mary suddenly appears surrounded by Holy Angels. She steps forward and your Guardian Angel presents the sacrifices that you did. Your ordinary deeds - now done for the Love God - outweigh the scale loaded down with the poor soul’s sins. Still, you are in your room by your bed and you can’t see any of this. That doesn’t stop any of it from happening. Your Guardian Angel knows and prays you will be generous tomorrow and every day of your life.

Make your Own!

1. Get your parents’ permission and say a prayer to Guardian Angel for help.
2. Gather all your supplies:


A Crucifix




A holy medal



10 Beads



Strong String



(length varies based on size of beads)

WITH YOUR PARENTS’ PERMISSION

BE SURE TO VISIT US AT WWW.CATHOLICKINGDOM.COM

© 2015 HOLY FAMILY PRESS


CRAFT #00001
SACRIFICE BEADS
PAGE 1 OF 2

3. Take your string and slip the medal onto it, placing it right in the middle.
4. Tie a knot by the medal so that it won't slip off.
5. Take your two ends of sting and give them numbers. Pick one that is "End #1" and the other will be "End #2".
6. Now, put a bead on "End #1" and push it all the way on, down towards the medal.
7. Take the "End #2" and slip it through the opposite side of the bead.
8. Add each of the beads the way you did in steps 6 and 7.
9. "End #1" and "End #2" always go through a bead, each through their own side and meeting in the middle, and coming out the side they did not enter.
10. Tie the Crucifix on the end.
11. Make sure that you leave about an inch of free string between the Crucifix and the last bead.



*In this example,
End #1 is dark,
End #2 is light.*

*Now you are ready to count
your gifts for God!*



WITH YOUR PARENTS' PERMISSION

BE SURE TO VISIT US AT WWW.CATHOLICKINGDOM.COM

© 2015 HOLY FAMILY PRESS

CRAFT #00001
SACRIFICE BEADS
PAGE 2 OF 2